



Eggplant with Vitazyme application

Researcher: V. V. Plotnikov and V. V. Rohach

Research Organization: Vinnytsia State Pedagogical University, Ministry of Education and Science of Ukraine, Vinnytsia, Ukraine

Location: "Berzhan P. G.", Horbanovka Village, Vinnytsia District, Ukraine

Variety: Diamond

Planting rate: 33,000/ha

Planting date: March 3, 2015, in hot frames

Seedling planting date: May 12, 2015

Soil type: gray podzolic; humus = 2.2%, hydrolyzed N = 8.4 mg/100 g of soil, P = 15.8 mg/100 g of soil, exchangeable K = 12.4 mg/100 g of soil, pH = 5.5

Replications: 5

Experimental design: An area of 33 m² per plot was selected from a uniform soil area to treat with Vitazyme one time, in order to evaluate the effect of this product on growth parameters and yield.

Fertilization: a mineral fertilizer giving 50, 40, and 30 kg/ha of N-P₂O₅-K₂O

Vitazyme application: 1 liter/ha with a backpack sprayer the morning of June 17, 2015; control plants were sprinkled with water only at the same time

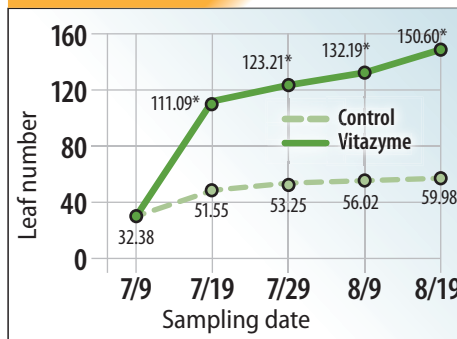
Growing season weather: generally favorable for crop development.

Growth results:



Eggplant fruit treated with Vitazyme tend to be larger and of higher quality than their untreated counterparts.

Leaves Per Plant

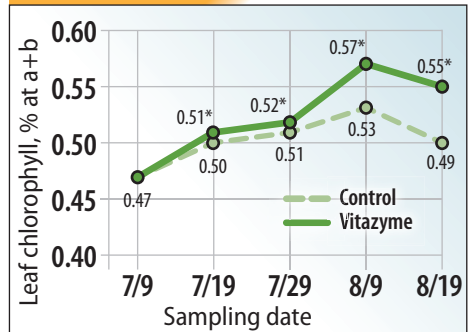


*Significantly greater than the control at P=0.05.

Increase in leaf area with Vitazyme

7/19/15.....	+41%
7/29/15.....	+69%
8/9/15.....	+62%
8/19/15.....	+45%

Leaf chlorophyll



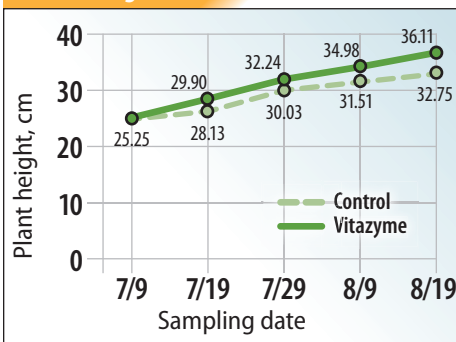
*Significantly greater than the control at P=0.05.

¹ Calculated as follows: $X = \frac{(C \cdot V) \cdot (100)}{(P) \cdot (1000)}$, where X=pigment content (% per leaf, net weight), C=pigment concentration (mg/liter), V=extract volume (ml), and P=weight of plant material (mg).

Increase in leaves/plant with Vitazyme

7/19/15.....	+115%
7/29/15.....	+137%
8/9/15.....	+136%
8/19/15.....	+151%

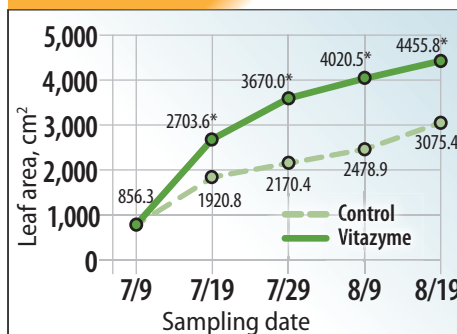
Plant Height



Increase in plant height with Vitazyme

7/19/15.....	+6%
7/29/15.....	+7%
8/9/15.....	+11%
8/19/15.....	+10%

Leaf Area Per Plant¹



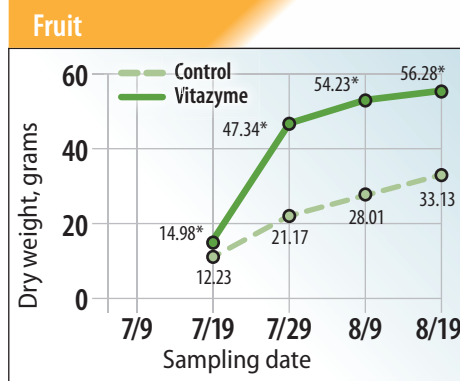
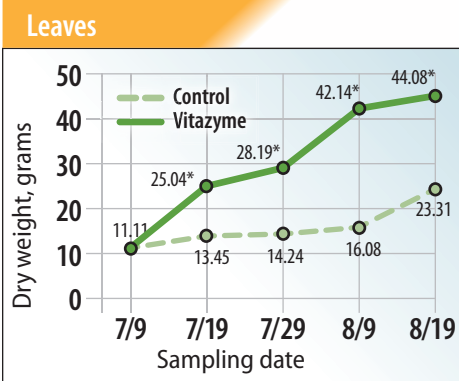
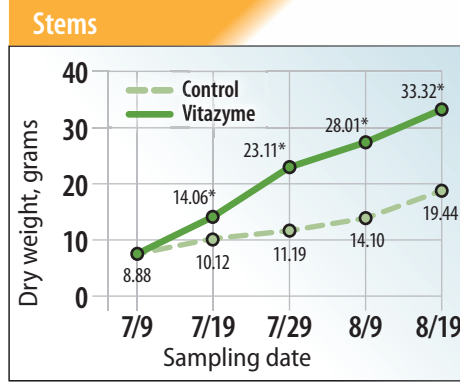
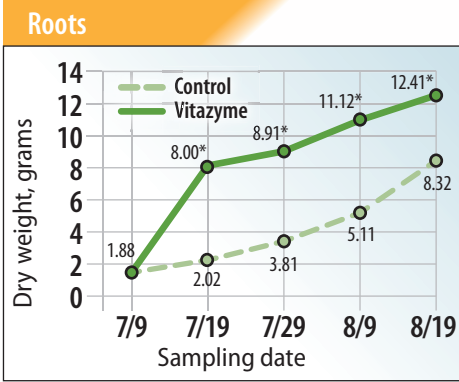
*Significantly greater than the control at P=0.05.

¹ Calculated as follows: $S = \frac{(n)(m_1)(S_2)}{m_2}$, and $S_2 = \pi r^2$, where S= leaf area (cm²), n= leaf number, m₁= leaf weight (g), m₂= cutting weight (g), S₂= cutting area (cm²), π=3.14, and r= cutting radius (cm).

Increase in leaf chlorophyll with Vitazyme

7/19/15.....	+2%
7/29/15.....	+2%
8/9/15.....	+8%
8/19/15.....	+12%

Plant Organ Dry Weights

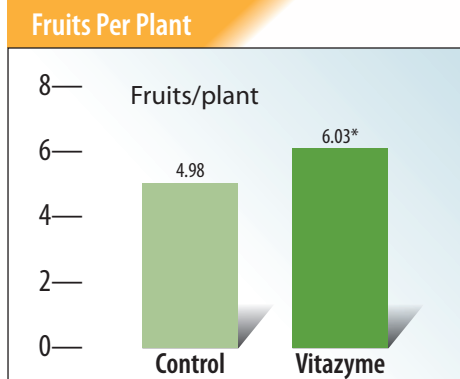
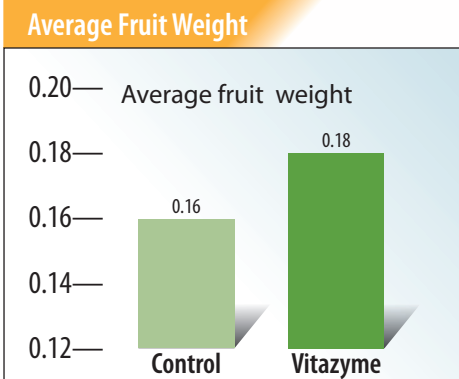


*Significantly greater than the control at P=0.05.

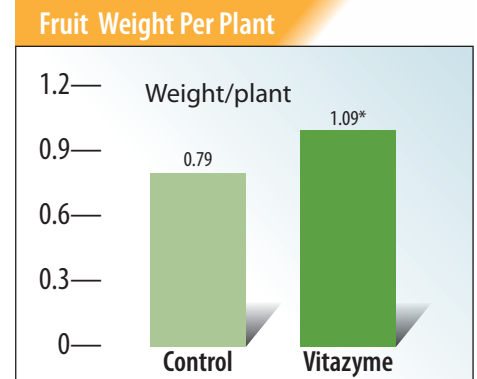
Economic results: An analysis of many factors was made to determine the profitability of the Vitazyme application. Costs included tillage, oil and fuel, harrowing, cultivation, fertilizers, planting, seedlings, rent, watering, product applications, trucking, and harvesting.

Conclusions: An eggplant experiment in Ukraine, using a single 1 liter/ha Vitazyme spray application, produced excellent yield responses. Yield increased by an excellent 40%, with profit rising by 47% as well. These great increases resulted from increased growth responses of total leaves (115 to 151%), leaf area per plant (41 to 69%), and leaf chlorophyll (2 to 12%). As a result, plant roots, stems, leaves, and fruit were uniformly and significantly improved above the untreated controls at all four evaluation dates. The resulting fruit weight, fruits per plant, and fruit weight per plant led to the increased yield and profitability. This program shows great potential to improve eggplant productivity in Ukraine.

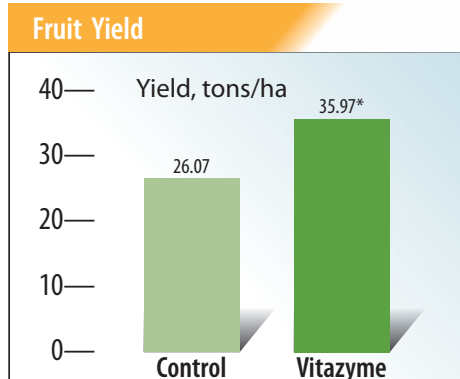
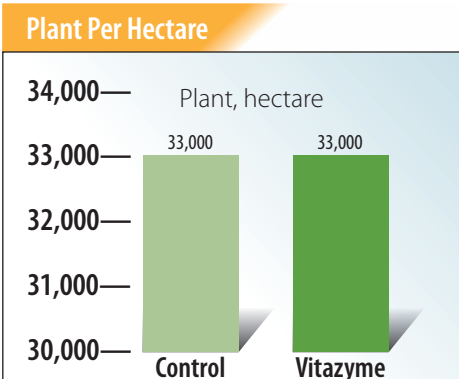
Yield results:



*Significantly greater than the control at P=0.05.



*Significantly greater than the control at P=0.05.



*Significantly greater than the control at P=0.05.

Treatment	Net profit UAH/ha	Profit increase UAH/ha
Control	145,627.13	—
Vitazyme	214,447.13	68,820.00

Increase in net profit with Vitazyme: 47%

Increase with Vitazyme

Average fruit weight... +13%
Fruits/plant +21%
Fresh weight/plant..... +40%
Fruit yield +40%

Vital Earth Resources

706 East Broadway, Gladewater, Texas 75647
(903) 845-2163 FAX: (903) 845-2262

2004 Crop Results

Vitazyme on Eggplant

Researchers: Isel Creach Rodriguez, Ph.D.

Location: Santiago de Cuba Experiment Station, Dos Rios, Palma Soriana, Santiago de Cuba

Variety: unknown

Soil type: Leptic haplustert

Planting date: late 2003

Experimental design: An area of 10 m² for each treatment was used to evaluate the growth of eggplants, and then a yield estimate was made based on those growth parameters. Each plot had 50 plants. A Vitazyme and a control treatment were used.

1. Control

2. Vitazyme

Fertilization: unknown, but based on soil tests and recommendations

Vitazyme application: 1 liter/ha (13 oz/acre) on December 22, 2003, and January 22, 2004

Growth results: Plants were evaluated on January 21, February 3, and February 9, 2004, for the various growth parameters that follow using random sampling of plants and leaves. The experimental design for this study is unknown, so only basic statistics have been calculated.

Plant Height

January 21, 2004

Sample	Control	Vitazyme
	cm	cm
1	29	37
2	28	34
3	27	35
4	28	34
5	29	35
6	30	36
7	29	34
8	34	35
9	31	37
10	29	36
Mean	29.4	35.3 (+20%)

February 9, 2004

Sample	Control	Vitazyme
	cm	cm
1	45	58
2	42	57
3	44	60
4	48	58
5	49	59
6	47	57
7	48	59
8	47	55
9	45	56
10	48	57
Mean	46.3	57.6 (+24%)

Increase in plant height: 20%

Increase in plant height: 24%

Leaf Area (February 3, 2004)

Control

Sample	Length	Width			area
		Lobe 1	Lobe 2	width	
Mean	Leaf	cm			cm ²
1	15.5	11.5	12.0	11.8	182.1
2	18.0	14.5	12.0	13.3	238.5
3	19.5	16.0	10.5	13.3	258.4
4	16.5	14.0	11.5	12.8	210.4
5	17.4	12.0	13.5	12.8	221.8
6	19.0	16.0	15.4	15.7	298.3
7	17.0	14.7	13.0	13.9	235.4
8	17.0	10.0	12.5	11.3	191.2
9	19.0	14.0	15.0	14.5	275.5
10	<u>20.0</u>	<u>9.5</u>	<u>11.5</u>	<u>10.5</u>	<u>126.0</u>
Mean	17.9	13.2	12.7	13.0	223.8

Vitazyme

Sample	Length	Width		Mean width	Leaf area
		Lobe 1	Lobe 2		
Mean	Leaf	cm		width	area
1	20.0	21.0	15.5	18.2	364.0
2	21.5	16.0	12.5	14.2	305.3
3	19.5	18.0	14.0	16.0	312.0
4	18.3	18.5	15.0	16.7	305.6
5	20.0	17.0	15.5	16.2	324.0
6	19.4	19.5	12.4	15.9	308.5
7	20.2	16.0	16.0	16.0	323.2
8	18.5	16.0	11.0	13.5	249.7
9	19.5	19.3	15.4	17.3	337.3
10	<u>20.2</u>	<u>16.3</u>	<u>14.8</u>	<u>15.6</u>	-
Mean	19.7	17.8	14.2	16.0	314.4

Increase in leaf area: 40%

Yield results (estimated): A formula was used to calculate estimated fruit weight and final yield of the eggplant crop, based upon previous field studies.

Parameter	Control	Vitazyme
Fruit weight	200g	400g
Fruit yield*	40kg/plot	80 kg/plot

*Based on 50 plants per plot and four fruits per plant

Conclusions: This eggplant study in Cuba proved that Vitazyme is an excellent stimulator of plant growth and development when applied twice during the growing season. Plant height was increased by 20 to 40%, and leaf area by 40%, with Vitazyme, leading to a doubling of estimated eggplant yield.